





Interment sequence for **welters** double burial chamber



This procedure sheet shows the system operated with a riser block at the head of the chamber but the same procedure applies where a **welters** Classic 900 Memorial Housing System (or similar) is fitted.





Prior to interment the Lawn Paving Covers are removed



Next, the Top Landings and Interim Slats are removed to expose the bottom chamber



The interment is carried out and the Interim Slats are replaced and sealed with cement



The remaining space provides for a secondary interment where the chamber lids are sealed with an ample amount of general purpose silicon to all contact points creating a continuous bead and affecting a good seal. The lawn paving covers are replaced to their original position.